

Zapp 28 Slicklines/Wirelines Data Sheet



Zapp is Certified according to ISO 9001

Zapp 28

is a high-alloy austenitic stainless steel suitable for service in highly corrosive oil and gas environments.

The grade is characterized by

- Very good corrosion resistance in H₂S, CO₂ and chloride containing environments.
- Very good resistance to pitting owing to its high PRE* value of 38 minimum
- General corrosion comparable to or better than Alloy 825
- Tensile strength equivalent to ASTM 316
- Very good performance in elevated temperatures (geothermal wells)
- Entirely non-magnetic properties

* PRE, Pitting Resistance Equivalent = %Cr + 3.3 x %Mo + 16 x %N

Standards

- UNS: N08028
- EN Number: 1.4563
- EN Name: X1NiCrMoCu 31-27-4

Chemical composition (nominal) %

C	Si	Mn	P	S	Cr	Ni	Mo	Cu
≤ 0.020	0.6	2.0	≤ 0.025	≤ 0.010	27.0	31.0	3.5	1.0

Forms of supply

Zapp 28 slicklines are supplied cold drawn and degreased, on steel spools, in continuous lengths, without welds.

Product program

Diameter		Breaking loads		Weight	
mm	in.	N	lbf	kg/1,000 m	lb/1,000 ft
2,083	0.082	5,109	1,149	27.5	18.4
2,337	0.092	6,431	1,446	34.6	23.2
2,667	0.105	8,377	1,883	45.0	30.2
2,743	0.108	8,862	1,992	47.6	32.0
3,175	0.125	11,872	2,669	63.8	42.8
3,810	0.150	17,096	3,843	91.4	61.27
4,064	0.160	19,451	4,373	103.8	69.60

Mechanical properties

Zapp 28 is tested and certified in accordance with a minimum tensile strength. Proof strength is approximately 90 % of the tensile strength. Zapp 28 is able, therefore, to resist high loads without permanent set of the wire.

Proof strength		Tensile strength	
$R_{p0.2}$		R_m	
MPa	ksi	MPa	ksi
$\geq 1,350$	≥ 200	$\geq 1,500$	≥ 220

Corrosion resistance

Pitting

Zapp 28 has very good resistance to pitting because of high contents of chromium and molybdenum. Critical pitting temperatures (CPT) as a function of the chloride content and pH are presented in Figures 1 and 2.

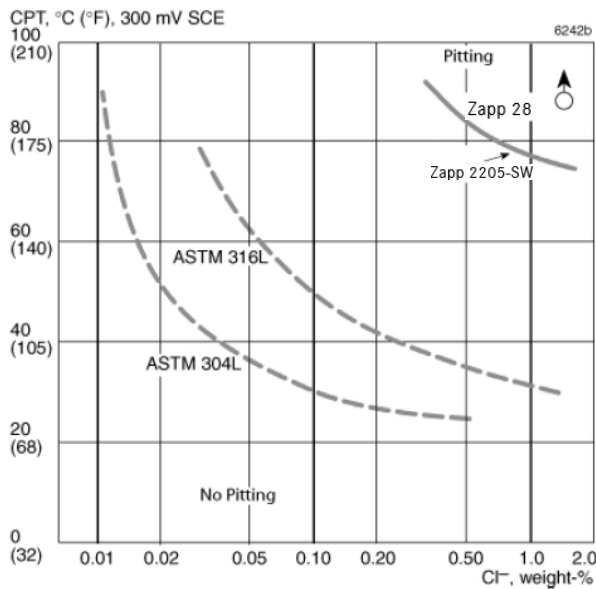
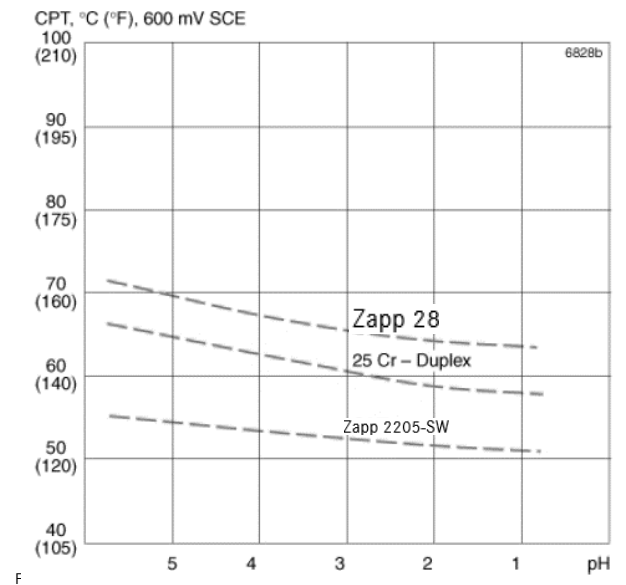


Figure 1. CPT for various alloys in neutral chloride solutions at 300 mV SCE.



Stress corrosion cracking (SCC) in chloride environments
 The combination of stresses up to the proof strength and chlorides leads to a risk of stress corrosion cracking. In austenitic steels the increased nickel content together with an increased stability against pitting corrosion will lead to an increased resistance against stress corrosion cracking.

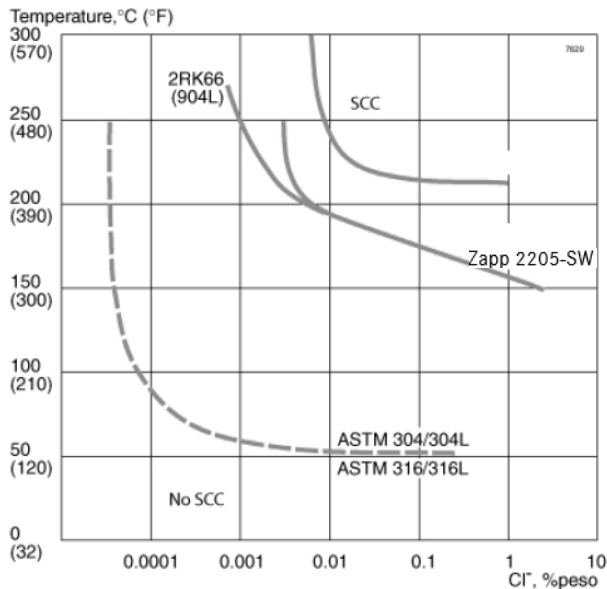


Figure 3. SCC resistance in oxygen-bearing (about 8 ppm) neutral chloride solutions. Testing time: 1,000 hours.

Applied strength equal to proof strength at testing time. The curve for AISI 304/304L and 316/316L is based on experimental data and practical experience. The data for the other grades are based on test results of tube material.

Stress corrosion cracking (SCC) in H₂S/Cl⁻ environment

Tensile specimens from cold-worked Zapp 28 and Zapp 2205-SW were tested in the NACE TM-01-77 type of environment, modified in that the temperature was increased to 90 °C (194 °F). At this temperature, 100 % H₂S at atmospheric pressure corresponds to 100 kPa (14.5 psi) NaCl varied up to 10 %.

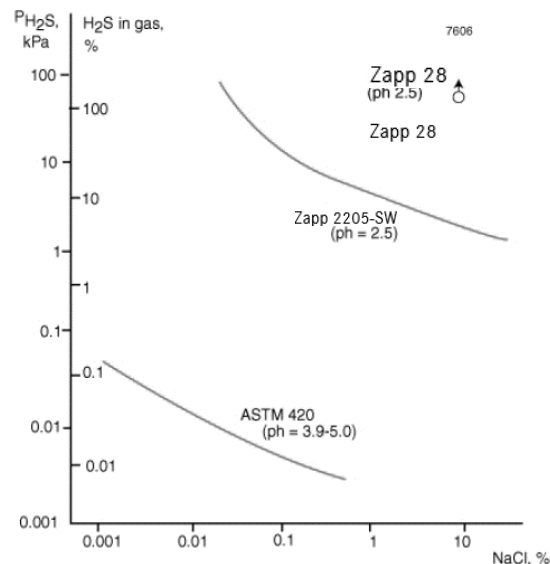


Figure 4. Constant-load SCC tests in acidified aqueous solution. Stress = 0.2 % proof strength at testing temperature, 90 °C (194 °F). Testing time 500 hours. Zapp 28 and Zapp 2205-SW tested in the cold worked condition. AISI 420 quenched and tempered.

Zapp Precision Metals (Sweden) AB
 PRECISION WIRE
 Järnverksleden 18
 811 34 Sandviken
 Sweden
 Phone +46 26 191800
precisionmetals-sweden@zapp.com
www.zapp.com

The illustrations, drawings, dimensional and weight data and other information included in this data sheet are intended only for the purposes of describing our products and represent non-binding average values. They do not constitute quality data, nor can they be used as the basis for any guarantee of quality or durability. The applications presented serve only as illustrations and can be construed neither as quality data nor as a guarantee in relation to the suitability of the material. This cannot substitute for comprehensive consultation on the selection of our products and on their use in a specific application. The brochure is not subject to change control.

Last revision: December 2019